

Type

Project

Catalog No.

Lamp/Wattage

NTH-101 / NTH-102 / NTH-113 / NTH-120

Flatback Cylinder with Black Baffle

Lamp: 55W PAR16 (NTH-120) / 50W R20/PAR20 (NTH-101)
75W BR/PAR30 (NTH-102) / 150W BR40/PAR38 (NTH-113)

PRODUCT DESCRIPTION

Line voltage flatback cylinder with black baffle. NTH-101, NTH-102, & NTH-120 include a structural arm that provides full adjustment of light source for special aiming and completely conceals wire lead from socket to contact head. Internal mechanism allows for adjustment and resists angle degradation. NTH-113 includes a yoke that provides full adjustment of light source for special aiming and has dual tightening knobs assure secure lock on angle position.

CONSTRUCTION

Housing

0.030" Deep drawn steel construction with simple, cylindrical design. All edges are softened for aesthetic appearance.

Baffle

0.085" Black finished phenolic high heat rated plastic baffle, provides finished appearance and assists in eliminating glare from housing interior.

NTH-101 / NTH-102 / NTH-120 Structural Arm

Extruded 0.055" aluminum arm connects fixture housing to electrical contact head. Internal tightening mechanism maintains desired lamp aiming angles. Structural arm also functions as wire way, completely concealing lead wire from socket to contact head.

NTH-113 Yoke

0.085" Rigid steel "wishbone" yoke connects fixture housing to electrical contact head. Dual plastic angle tightening knobs maintain clean, decorative appearance of the fixture and provides secure angle position.

Socket

Porcelain jacketed aluminum screw thread medium-base socket.

Lamp

NTH-120: 55W PAR16 Maximum (not included)
NTH-101: 50W R20/PAR20 Maximum (not included)
NTH-102: 75W BR30/PAR30 Maximum (not included)
NTH-113: 150W BR40/PAR38 Maximum (not included)

Contact Head Assembly

"H" Style (standard): Three 0.030 stainless steel contacts mounted in premium plastic housing.
"J" Style: Two contacts and ground contact mounted in premium plastic housing with on/off switch.
"L" Style: Two contacts and ground contact mounted in premium plastic housing.

One/Two Circuit Conversion

Positive contact (opposite neutral and ground contacts) is preset to "down" position at the factory, but may be raised to the high position to install onto the second circuit of Nora Lighting's NT-2300 series two-circuit track.

Compatibility

H-Style is compatible with Halo or any other brands configured to Halo 3 (single circuit) or Halo 4 (2 circuit) track system design.
J-Style is compatible with "J" Style track.
L-Style is compatible with "L" Style track.
Note: fixtures may not be compatible with non-Nora monopoint adapters.

NTH-101 Accessories

NT-338 R20/PAR20 Black Barn Door
NT-341 R20/PAR20 Black Louver (requires NT-338 or NT-344)
NT-344 R20/PAR20 Black Accessory Holder

NTH-102 Accessories

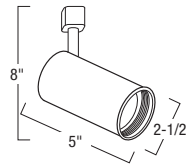
NT-339 BR30/PAR30 Black Barn Door
NT-342 BR30/PAR30 Black Louver (requires NT-339 or NT-345)
NT-345 BR30/PAR30 Black Accessory Holder

NTH-113 Accessories

NT-340 BR40/PAR38 Black Barn Door
NT-343 BR40/PAR38 Black Louver (requires NT-340 or NT-346)
NT-346 BR40/PAR38 Black Accessory Holder

Listing

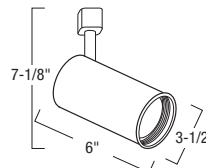
UL Listed as track lighting fitting



NTH-120 Dimensions:

Diameter: 2-1/2"
Length: 5"
Max. Ext.: 8"

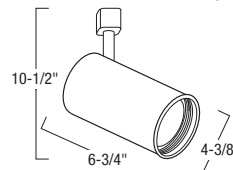
- NTH-120B: Black Flatback Cylinder with Black Baffle for PAR16, H-Style
- NTH-120B/J: Black Flatback Cylinder with Black Baffle for PAR16, J-Style
- NTH-120B/L: Black Flatback Cylinder with Black Baffle for PAR16, L-Style
- NTH-120W: White Flatback Cylinder with Black Baffle for PAR16, H-Style
- NTH-120W/J: White Flatback Cylinder with Black Baffle for PAR16, J-Style
- NTH-120W/L: White Flatback Cylinder with Black Baffle for PAR16, L-Style



NTH-101 Dimensions:

Diameter: 3-1/2"
Length: 6"
Max. Ext.: 7-1/8"

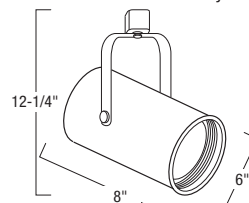
- NTH-101B: Black Flatback Cylinder with Black Baffle for R20/PAR20, H-Style
- NTH-101B/J: Black Flatback Cylinder with Black Baffle for R20/PAR20, J-Style
- NTH-101B/L: Black Flatback Cylinder with Black Baffle for R20/PAR20, L-Style
- NTH-101W: White Flatback Cylinder with Black Baffle for R20/PAR20, H-Style
- NTH-101W/J: White Flatback Cylinder with Black Baffle for R20/PAR20, J-Style
- NTH-101W/L: White Flatback Cylinder with Black Baffle for R20/PAR20, L-Style



NTH-102 Dimensions:

Diameter: 4-3/8"
Length: 6-3/4"
Max. Ext.: 10-1/2"

- NTH-102B: Black Flatback Cylinder with Black Baffle for BR30/PAR30, H-Style
- NTH-102B/J: Black Flatback Cylinder with Black Baffle for BR30/PAR30, J-Style
- NTH-102B/L: Black Flatback Cylinder with Black Baffle for BR30/PAR30, L-Style
- NTH-102W: White Flatback Cylinder with Black Baffle for BR30/PAR30, H-Style
- NTH-102W/J: White Flatback Cylinder with Black Baffle for BR30/PAR30, J-Style
- NTH-102W/L: White Flatback Cylinder with Black Baffle for BR30/PAR30, L-Style



NTH-113 Dimensions:

Diameter: 6"
Length: 8"
Max. Ext.: 12-1/4"

- NTH-113B: Black Flatback Cylinder with Black Baffle for BR40/PAR38, H-Style
- NTH-113B/J: Black Flatback Cylinder with Black Baffle for BR40/PAR38, J-Style
- NTH-113B/L: Black Flatback Cylinder with Black Baffle for BR40/PAR38, L-Style
- NTH-113N: Natural Metal Flatback Cylinder, Black Baffle, BR40/PAR38, H-Style
- NTH-113N/J: Natural Metal Flatback Cylinder, Black Baffle, BR40/PAR38, J-Style
- NTH-113N/L: Natural Metal Flatback Cylinder, Black Baffle, BR40/PAR38, L-Style
- NTH-113W: White Flatback Cylinder with Black Baffle for BR40/PAR38, H-Style
- NTH-113W/J: White Flatback Cylinder with Black Baffle for BR40/PAR38, J-Style
- NTH-113W/L: White Flatback Cylinder with Black Baffle for BR40/PAR38, L-Style