BALLAST SPECIFICATION

175W M57

Metal Halide

V90D6112

60 Hz CWA

Input Volts		120	208	240	277
Line Current (Amps)					
Operating		1.85	1.10	0.90	0.80
Open Circuit		1.45	0.90	0.75	0.70
Starting		1.40	0.80	0.70	0.65
Recommended Fuse (Amps)		5	3	3	3
Regulation					
Line Volts		±10%	±10%	±10%	±10%
Lamp Watts		±10%	±10%	±10%	±10%
Temperature Ratings					
Insulation Class		180 (H)	180 (H)	180 (H)	180 (H)
Coil Temperature Code		B	C	C	B
Benchtop Coil Rise		77.8	80.0	81.3	76.1
Power Factor (Min)		90%	90%	90%	90%
Input Watts		215 W	215 W	215 W	215 W
Efficiency					
NOM. Open Circuit Voltage		320	320	320	320
Input Voltage At Lamp Dropout		55	90	95	120
Min Ambient Starting Temp		-20°F/-30°C	-20°F/-30°C	-20°F/-30°C	-20°F/-30°C
60 HZ TEST PROCEDURES					
High Potential Test (Volts)					
1 Minute		1,650 V	1,650 V	1,650 V	1,650 V
1 Second		2,000 V	2,000 V	2,000 V	2,000 V
Open Circuit Voltage Test (V)		290 - 360	290 - 360	290 - 360	290 - 360
Short Circuit Current Test (A)					
Secondary Current	Min	1.55	1.55	1.55	1.55
	Max	1.95	1.95	1.95	1.95
Input Current	Min	1.05	0.60	0.50	0.45
	Max	1.65	0.95	0.85	0.70
CORE and COIL Specifications					
Dimension (A)		2.40 in	2.40 in	2.40 in	2.40 in
Dimension (B)		3.80 in	3.80 in	3.80 in	3.80 in
Weight		7.0 lb's	7.0 lb's	7.0 lb's	7.0 lb's
Lead Lengths		12 "	12 "	12 "	12 "
Capacitor Requirement					
Microfarads		10.0 uf	10.0 uf	10.0 uf	10.0 uf
Volts (Min)		400 V	400 V	400 V	400 V

3X4 CORE - HX, CWA CWI UNITS

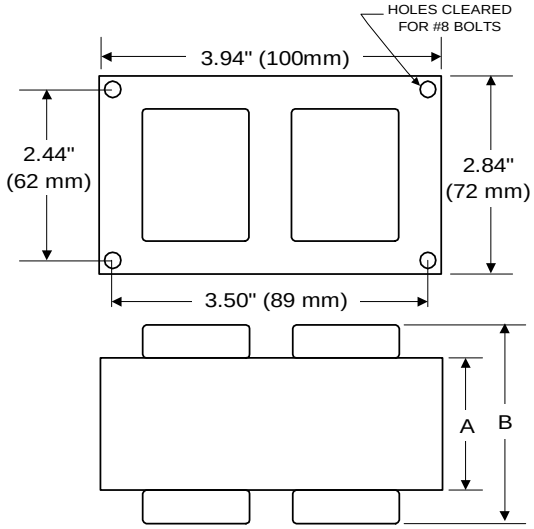

Capacitor:	ACB279OV / ACG279	
Microfarads:	10.0 uf	10.0 uf
Volts (Max):	400 V	400 V
Case Temp (Max):	100 °C	100 °C
Height (Max):	2.75 in	3.68 in
Dia (Max):	1.62 in	1.61 in
Oval Width (Max):	2.75 in	

Ignitor:	None

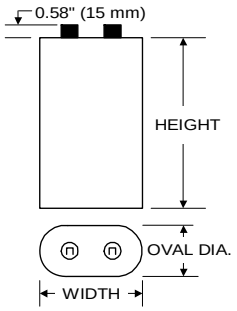

OIL-FILLED CAPACITOR

This Ballast Does Not Require An Ignitor

Ordering Information Add Suffix for options

C - With Capacitor

D - With Alt Dry Type Capacitor

K - Prewired, with Capacitor and Bracket Kit

B - With Welded Bracket, no cap

CB - With Capacitor and Welded Bracket

DB - With Alt Dry Type Capacitor and Welded Bracket

Coil material: primary Cu and secondary Al

RoHS compliant on all manufactured products after August 1, 2007

Data is based upon tests performed by Venture Lighting in a controlled environment and is representitive of relative performance. Actual performance can vary depending on operating conditions. Specifications are subject to change without notice.

RoHS

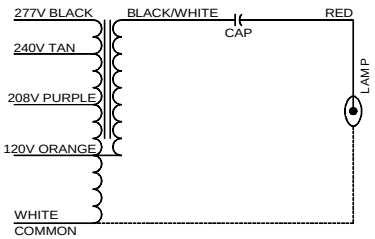

9/10/2008 **Production**

32000 Aurora Road ▼ Solon,Ohio 44139 ▼ 800-451-2606 ▼ 440-248-3510 ▼ Fax 800-451-2605 ▼ Fax 440-349-7771 ▼ www.venturelighting.com