


IH1-UNV-232-T8

Programmed Start Fluorescent Ballast

This Ballast Will Operate Following Lamps:



F25T8 / F32T8 / F40T8

General Specifications

Input Voltage	120 - 277VAC ±10%, 50 / 60Hz
EMI / RFI Compliance	FCC Part 18-A (Non-Consumer)
Sound Rating	"A"
Ballast Type	Programmed Preheat Start
Voltage Transients	ANSI 62.41
Input Protection	Fuse
Output Protection	Deactivated Lamp Protection
Min. Operating Temp	-30°C (-22°F)
Max. Case Temp	70°C (158°F)
Type	"CC"
Approvals Class	UL / cUL Listed, Class "P", 1 Outdoor, RoHS Compliant
Warranty	3 Years from the date of manufacture when properly installed.

Electrical Data @120VAC

Lamp Wattage / Type	Lamps Operated	Input Wattage	Line Current	Power Factor	THD	Current Crest Factor
F25T8	1	30	0.26	>0.9	<10%	<1.7
F32T8	1	40	0.34	>0.9	<10%	<1.7
F40T8	1	50	0.42	>0.9	<10%	<1.7
F25T8	2	59	0.50	>0.9	<10%	<1.7
F32T8	2	79	0.66	>0.9	<10%	<1.7
F40T8	2	99	0.83	>0.9	<10%	<1.7

Electrical Data @230VAC

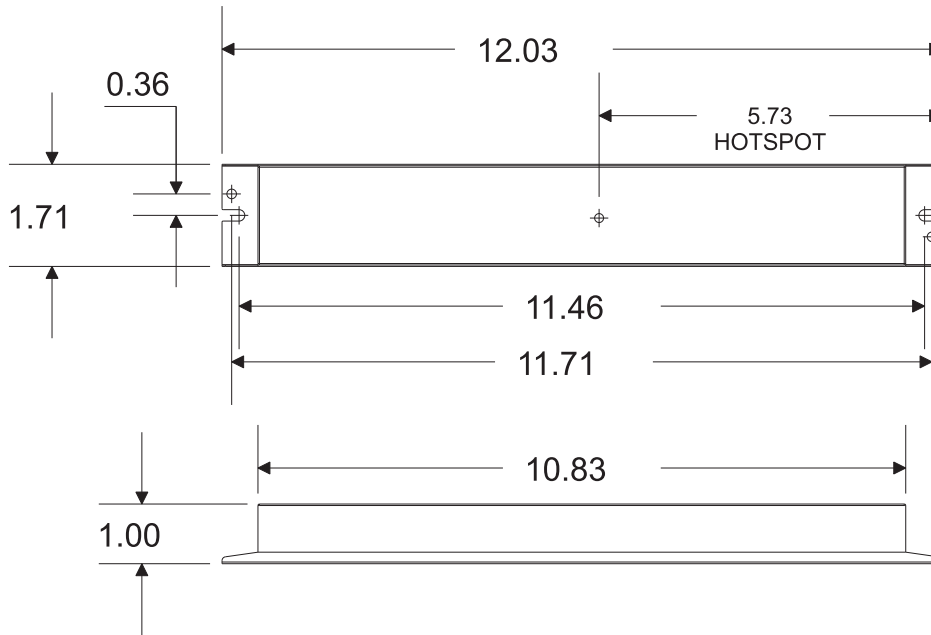
Lamp Wattage / Type	Lamps Operated	Input Wattage	Line Current	Power Factor	THD	Current Crest Factor
F25T8	1	30	0.14	>0.9	<10%	<1.7
F32T8	1	40	0.18	>0.9	<10%	<1.7
F40T8	1	50	0.22	>0.9	<10%	<1.7
F25T8	2	59	0.26	>0.9	<10%	<1.7
F32T8	2	78	0.34	>0.9	<10%	<1.7
F40T8	2	97	0.43	>0.9	<10%	<1.7

Electrical Data @277VAC


Lamp Wattage / Type	Lamps Operated	Input Wattage	Line Current	Power Factor	THD	Current Crest Factor
F25T8	1	31	0.13	>0.9	<10%	<1.7
F32T8	1	40	0.16	>0.9	<10%	<1.7
F40T8	1	50	0.19	>0.9	<10%	<1.7
F25T8	2	59	0.22	>0.9	<10%	<1.7
F32T8	2	78	0.29	>0.9	<10%	<1.7
F40T8	2	97	0.36	>0.9	<10%	<1.7

IH1-UNV-232-T8

Mechanical Data


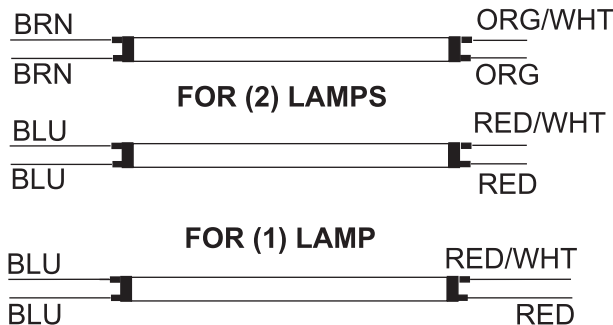


Wiring Diagram



Wire Color	Length (Inches)
White/Blue	7" ±1"
Green/Yellow	7" ±1"
Blue/White	7" ±1"

Wire Color	Length (Inches)
Orange/White	7" ±1"
Orange	7" ±1"
Brown	7" ±1"
Brown	7" ±1"
Red/White	7" ±1"
Red	7" ±1"
Blue	7" ±1"
Blue	7" ±1"



NOTE : FOR 7 WIRES SYSTEM, CAP RED/WHT WIRE

NOTE : This Ballast Case Must Be Grounded