



ELECTRONIC

PRODUCT OVERVIEW :

Today's fluorescent fixtures offer greater flexibility and energy savings for residential and hospitality settings than ever before. Advance's **AmbiStar** miniature instant start ballasts (formerly known as Matchbox™) deliver warm, comfortable, cost-effective and energy saving lighting solutions. Whether you are using 4-pin compact fluorescent lamps or linear T5 lamps, these **AmbiStar** ballasts are specially designed for applications requiring instant flicker free ignition where smaller lighting fixtures are needed, they are perfect for under cabinet, task, ambient, orientation, outdoor residential, and sign lighting. These **AmbiStar** ballasts also meet EPA Energy Star® Residential and consumer EMI requirements for reliable operation in residential settings.

These **AmbiStar** instant start ballasts are available with a high or normal power factor model depending on the desired application. The high power factor models operate a variety of lamps including one or two 7 Watt or 9 Watt twin tube lamps, one or two 13 Watt quad or triple tube lamps, or one 18 Watt quad or triple tube lamp, in addition to operating one or two 8 Watt or 13 Watt linear T5 lamps. The normal power factor models will operate one 26 Watt quad or triple tube lamp. These **AmbiStar** miniature ballasts are ideal to meet the demands of a variety of residential and hospitality settings



DESIGN HIGHLIGHTS:

- Class B FCC EMI Rating
 - Requirement for the EPA ENERGY STAR residential lighting fixtures
- Title 24 Energy Efficiency Requirements
 - For use in high efficiency residential fixtures as stated in California's Title 24 requirements
- Electronic circuitry
 - Delivers energy savings of up to 25% over Advance's L1Q26TP magnetic fluorescent ballast* and as much as 75% energy savings relative to Philips 100A incandescent bulb**
 - Enables ballasts to run cooler and operate quieter than many magnetic ballast alternatives
- Operation above 40kHz
 - Avoids interference with infrared control systems
 - Delivers quiet, flicker-free performance
- Lamp ignition in less than 1.0 second
 - Provides flicker-free starting
- Auto restart circuit
 - Eliminates the need to reset power mains after failed lamps are replaced
- Lamp End-Of-Life (EOL) protection circuit
 - Removes power to the lamps upon lamp failure

* Based on input watts of Advance's REB126M6 (25 watts) and L1Q26TP (33 watts)

** Based on input watts of Advance's REB126M6 operating a Philips PL-T 26W/4P/ALTO (25 watts) and Philips 100A (100 watts)

APPLICATIONS:

■ Residential

■ Hospitality

No. of Lamps	Input Volts	Lamp Starting Method	Ballast Family	Catalog Number	Input Power ANSI (Watts)	Ballast Factor	Max. THD %	Line Current (Amps)	Min. Starting Temp. (°F/°C)	Dim.	Wiring Dia.
CFT7W/2G7 - 7W CFL Twin Tube Lamp (CF7DS/E)											
1	120	IS	AmbiStar	RMB-1P13-L2	8	1.00	150	0.13	0/-18	L2	160
				RMB-1P13-S1						S1	
				RMB-1P13-S2-H	8	1.00	25	0.07		S2	
2	120	IS	AmbiStar	RMB-2P13-L2	16	1.10	150	0.24	0/-18	L2	159
				RMB-2P13-S2						S2	
				RMB-2P13-S3-H	16	1.00	15	0.14		S3	
CFT9W/2G7 - 9W CFL Twin Tube Lamp (CF9DS/E)											
1	120	IS	AmbiStar	RMB-1P13-L2	10	1.10	150	0.16	0/-18	L2	160
				RMB-1P13-S1						S1	
				RMB-1P13-S2-H	10	1.05	20	0.09		S2	
2	120	IS	AmbiStar	RMB-2P13-L2	20	1.10	125	0.29	0/-18	L2	159
				RMB-2P13-S2						S2	
				RMB-2P13-S3-H	20	1.05	10	0.17		S3	
CFQ13W/G24q - 13W CFL Quad Tube Lamp (PL-C13W/4P, F13DBX/4P, CF13DD/E) CFTR13W/GX24q - 13W CFL Triple Tube Lamp (F13TBX/4P, CF13DT/3)											
1	120	IS	AmbiStar	RMB-1P13-L2	13	1.00	150	0.20	0/-18	L2	160
				RMB-1P13-S1						S1	
				RMB-1P13-S2-H	14	0.85	20	0.12		S2	
2	120	IS	AmbiStar	RMB-2P13-L2	25	0.95	125	0.35	0/-18	L2	159
				RMB-2P13-S2						S2	
				RMB-2P13-S3-H	27	0.90	10	0.23		S3	
CFQ18W/G24q - 18W CFL Quad Tube Lamp (PL-C18W/4 P, F18DBX/4P, CF18DD/E) CFTR18W/GX24q - 18W CFL Triple Tube Lamp (PL-T18W, F18TBX/4P, CF18DT/E)											
1	120	IS	AmbiStar	RMB-2P13-L2	16	0.80	150	0.26	0/-18	A	159
				RMB-2P13-S2						B	
				RMB-2P13-S3-H	15	0.80	15	0.13		C	
CFQ26W/G24q - 26W CFL Quad Tube Lamp (PL-C26W/4 P, F26DBX/4P, CF26DD/E) CFTR26W/GX24q - 26W CFL Triple Tube Lamp (PL-T26W/4P, F26TBX/4P, CF26DT/E)											
1	120	IS	AmbiStar	RMB-1P26-S2	26	0.95	125	0.38	0/-18	A	160
F8T5 (8W)											
1	120	IS	AmbiStar	RMB-1P13-L2	10	1.30	150	0.16	0/-18	L2	163
				RMB-1P13-S1						S1	
				RMB-1P13-S2-H	10	1.20	20	0.08		S2	
2	120	IS	AmbiStar	RMB-2P13-L2	19	1.30	125	0.27	0/-18	L2	162
				RMB-2P13-S2						S2	
				RMB-2P13-S3-H	19	1.25	10	0.16		S3	
(1) F8T5 & (1) F13T5 {(1) 8W & (1) 13W}											
1	120	IS	AmbiStar	RMB-2P13-L2	23	1.10	125	0.33	0/-18	L2	162
				RMB-2P13-S2						S1	
				RMB-2P13-S3-H	23	1.10	10	0.20		S2	
F13T5 (13W)											
1	120	IS	AmbiStar	RMB-1P13-L2	14	1.00	150	0.21	0/-18	L2	163
				RMB-1P13-S1						S1	
				RMB-1P13-S2-H	14	0.95	15	0.12		S2	
2	120	IS	AmbiStar	RMB-2P13-L2	27	0.95	125	0.38	0/-18	L2	162
				RMB-2P13-S2						S2	
				RMB-2P13-S3-H	28	0.95	10	0.24		S3	

No. of Lamps	Input Volts	Lamp Starting Method	Ballast Family	Catalog Number	Input Power ANSI (Watts)	Ballast Factor	Max. THD %	Line Current (Amps)	Min. Starting Temp. (°F/°C)	Dim.	Wiring Dia.
F14T5 (14W)											
1	120	IS	AmbiStar	RMB-1P13-L2	14	0.95	150	0.21	0/-18	L2	163
				RMB-1P13-S1						S1	
				RMB-1P13-S2-H	14	0.90	15	0.12		S2	
2	120	IS	AmbiStar	RMB-2P13-L2	27	0.90	125	0.40	0/-18	L2	162
				RMB-2P13-S2						S2	
				RMB-2P13-S3-H	28	0.90	10	0.24		S3	
FC9T5 (22W Circline)											
1	120	IS	AmbiStar	RMB-1P26-S2	25	1.00	150	0.39	0/-18	S2	163
FC8T9 (22W Circline)											
1	120	IS	AmbiStar	RMB-1P26-S2	22	0.95	150	0.35	0/-18	S2	163
FT18W/2G11/RS - 18W (F18BX/RS, FT18DL/RS)											
1	120	IS	AmbiStar	RMB-1P26-S2	23	1.00	150	0.37	0/-18	S2	160
FT24W/2G11 - 24/27W (PL-L24W, F27BX/RS, FT24DL)											
1	120	IS	AmbiStar	RMB-1P26-S2	26	0.95	150	0.40	0/-18	S2	160

BALLAST SPECIFICATIONS

Section I - Physical Characteristics

1.1 Ballast shall be provided with poke-in wire trap connectors color coded per ANSI C82.11.

Section II - Performance Requirements

- 2.1 Ballast shall be Instant Start.
- 2.2 Ballast shall provide Independent Lamp Operation (ILO) allowing remaining lamp(s) to maintain full light output when one or more lamps fail.
- 2.3 Ballast shall contain auto restart circuitry in order to restart lamps without resetting power
- 2.4 Ballast shall operate from 60 Hz input source of 120V with sustained variations of +/- 10% (voltage and frequency).
- 2.5 Ballast shall be high frequency electronic type and operate lamps at a frequency above 42 kHz to avoid interference with infrared devices and eliminate visible flicker.
- 2.6 Ballast shall have a Power Factor greater than 0.50 for primary lamp.
- 2.7 Ballast shall have a minimum ballast factor of 0.95 for primary lamp.
- 2.8 Ballast shall provide for a Lamp Current Crest Factor of 1.7 or less in accordance with lamp manufacturer recommendations.
- 2.9 Ballast input current shall have Total Harmonic Distortion (THD) of less than 150% when operated at nominal line voltage with primary lamp.
- 2.10 Ballast shall have a Class A sound rating.
- 2.11 Ballast shall have a minimum starting temperature of 0°F/-18°C for primary lamp.
- 2.12 Ballast shall provide Lamp EOL Protection Circuit.
- 2.13 Ballast shall tolerate sustained open circuit and short circuit output conditions.

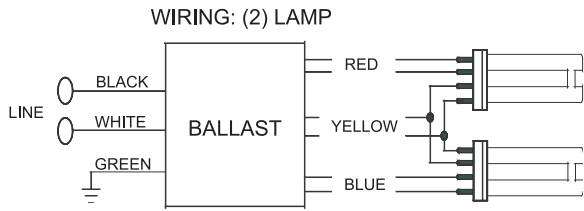
Section III - Regulatory Requirements

- 3.1 Ballast shall not contain any Polychlorinated Biphenyl (PCB).
- 3.2 Ballast shall be Underwriters Laboratories (UL) listed, Class P, Type CC, and Type 1 Outdoor; and Canadian Standards Association (CSA) certified where applicable.
- 3.3 Ballast shall be rated for use in air-handling spaces.
- 3.4 Ballast shall comply with ANSI C62.41 Category A3 for Transient protection.
- 3.5 Ballast shall comply with ANSI C82.11 where applicable.
- 3.6 Ballast shall comply with the Federal Communications Commission (FCC), Title 47 CFR part 18, Consumer (Class B) for EMI/RFI (conducted and radiated).

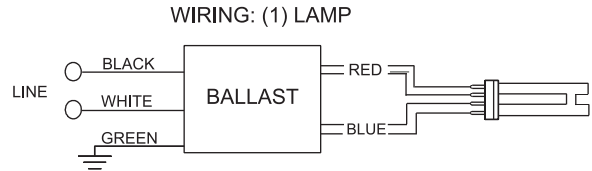
Section IV - Other

- 4.1 Ballast shall be manufactured in a factory certified to ISO 9002 Quality System Standards.
- 4.2 Ballast shall carry a two-year limited warranty from date of manufacture to be free from defects in material and workmanship, under certain conditions, including but not limited to, for operation at a maximum case temperature of 65°C.
- 4.3 Manufacturer has a fifteen-year history of producing electronic ballasts for the North American market.

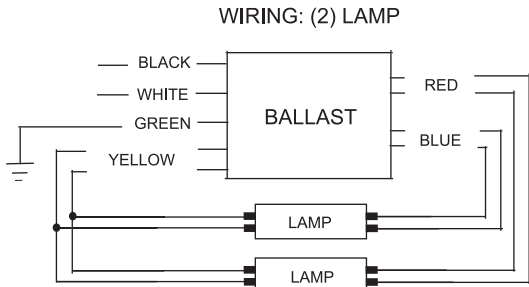
WIRING DIAGRAMS / BALLAST DIMENSIONS



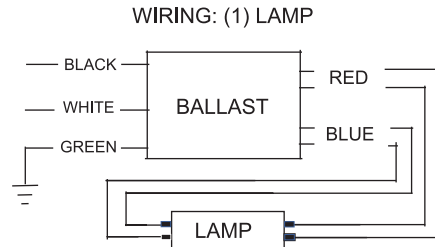
Green Terminal must be Grounded
Diag. 159



Green Terminal must be Grounded
Diag. 160



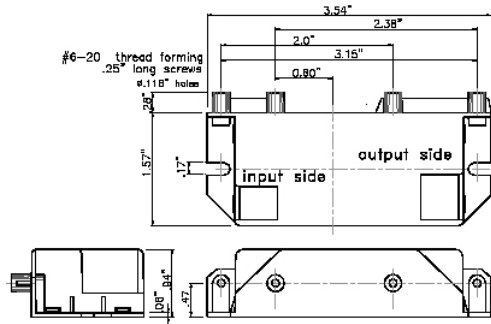
Green Terminal must be Grounded
Diag. 162



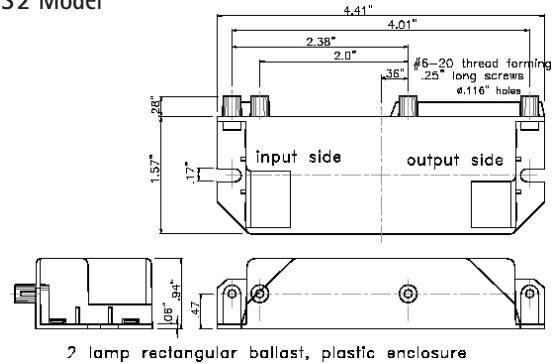
Green Terminal must be Grounded
Diag. 163

Note: For 1-lamp operation on 2-lamp ballast, use red and yellow connectors

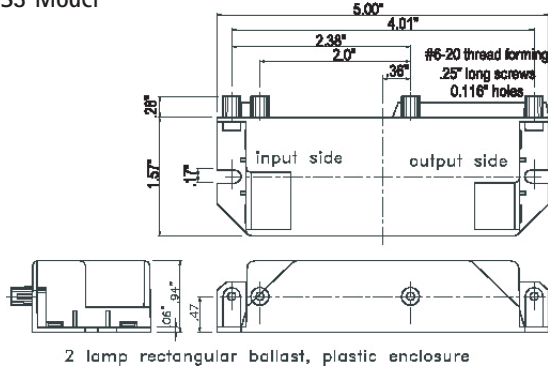
S1 Model



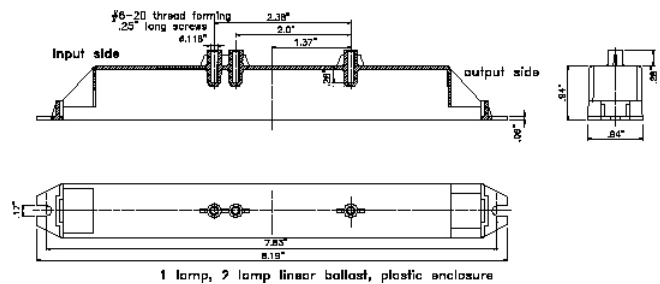
S2 Model



S3 Model



L2 Model



Advance • 10275 W. Higgins Road • Rosemont, IL 60018
Tel: 800-322-2086 • Fax: 888-423-1882
Customer Support/Technical Service: 800-372-3331
OEM Support: 866-915-5886

www.advancetransformer.com



© 2007 Advance, A Division of Philips Electronics North America
All rights reserved. Reproduction in whole or part is prohibited without the prior written consent of the copyright owner. The information presented in this document, is believed to be accurate and reliable and may be changed without notice. No liability will be accepted by the publisher for any consequences of its use. Publication thereof does not convey nor imply any license under patent or other industrial or intellectual property rights.

Form No. EL-2120-R05 12/07