

LAMP CHART for WORKHORSE, WHAM AND LONGHORSE

LAMPS

WORKHORSE

WHAM

LONGHORSE

WH 1	WH 2	WH 22	WH 3	WH 33	WH 4	WH 5	WH 6	WH 7	WH 8	WM 1	WM 2	LH 1	LH 2	LH 3	LH 4	LH 5	LH 6
---------	---------	----------	---------	----------	---------	---------	---------	---------	---------	---------	---------	---------	---------	---------	---------	---------	---------

1. FIND YOUR LAMP TYPE.
2. FIND THE QUANTITY AND WATTAGE OF LAMPS.
3. LOOK ACROSS AND FIND THE BALLAST YOU NEED.
4. THE COLORED NUMBER REPRESENTS WIRING DIAGRAM

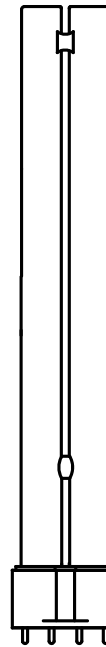
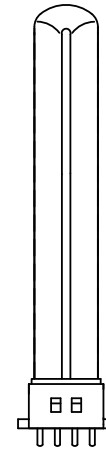
TWIN

1 X 5W	3	2			2					15	2	3	2		2		
2 X 5W		1	1		1			9					1		1		9
3 X 5W								8									8
4 X 5W				7		7	7									7	7
1 X 7W	3	2								15	2	3	2				
2 X 7W		1			1			9			1		1		1		9
3 X 7W								8									8
4 X 7W								7									7
1 X 9W	3	2								15	2	3	2				
2 X 9W		1			1						1		1		1		
3 X 9W								8									8
4 X 9W								7									7
1 X 11W	3									15	2	3					
2 X 11W		1			1						1		1		1		
3 X 11W								8									8
4 X 11W								7									7
1 X 13W	3	2	2		2			14			3		3	2	2		14
2 X 13W			1	1	9			9	11					1		9	11
3 X 13W					8			8									8
4 X 13W					7			7									7
1 X 18W	3	2	2	14	2			14			3		3	2	2		14
2 X 18W			1	1	9			9	9					1		9	9
3 X 18W					8			8									8
4 X 18W					7			7									7
1 X 24W	3	2	2	14	3	14	14			3		3	2	3	14	14	
2 X 24W				1	9		9	11						1		9	11
3 X 24W					8			8									8
1 X 27W	3	2	2	14	3	14	14			3		3	2	3	14	14	
2 X 27W				9		9	11								9	11	
4 X 27W								7									7
1 X 28W PA			3	3	14		14	10						3		14	10
2 X 28W PA					11		11									11	
3 X 28W PA								8									8
4 X 28W PA								7									7
1 X 36/39W		2	2	14	3	14	10							2	3	14	10
2 X 36/39W						9	11		22						9	11	
3 X 36/39W								8	25								8
4 X 36/39W								7	27								7
5 X 36/39W									28								
6 X 36/39W									29								
1 X 40W			2	14	2		14							2	2		14
2 X 40W						9	11									9	11
3 X 40W						8		25								8	
4 X 40W								7	27								7
5 X 40W									28								
1 X 50W			3	14	3	14	10							3	3	14	10
2 X 50W						11	11		22							11	11
3 X 50W								8	25								8
4 X 50W								7	27								7
1 X 55W			3	10		10	12	16						3		10	12
2 X 55W						11		9								11	
3 X 55W								8	26								8
1 X 55WPA				10		12	13	14								12	13
2 X 55WPA								11	23								11
3 X 55WPA									26								
1 X 96W						12		14	17							12	
2 X 96W								11	24								

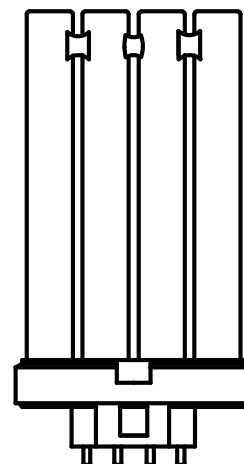
FLAT QUAD

1 X 18W	3	2	2	14	3	14	14			3		3	2	3	14	14	
2 X 18W				9		9	11								9	11	
3 X 18W						8										8	
3 X 18W PA																	
4 X 18W PA								7									
1 X 24W	3	2	2	14	3		14			3		3	2	3		14	
2 X 24W				1	9		9	11						1		9	11
3 X 24W							8									8	
1 X 28W PA			3	10		10	13							3		10	13
2 X 28W PA								9									

TWIN



FLAT QUAD



LAMP CHART for WORKHORSE, WHAM AND LONGHORSE

LAMPS

WORKHORSE

WHAM

LONGHORSE

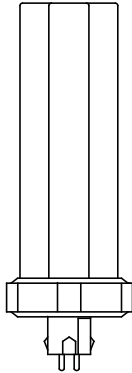
WH 1	WH 2	WH 22	WH 3	WH 33	WH 4	WH 5	WH 6	WH 7	WH 8	WM 1	WM 2	LH 1	LH 2	LH 3	LH 4	LH 5	LH 6
------	------	-------	------	-------	------	------	------	------	------	------	------	------	------	------	------	------	------

1 X 36W			2	14	3	14	10							2	3	14	10
2 X 36W				9		9	11									9	11
3 X 36W											25						
4 X 36W								7									
1 X 55W PA				10		12	13	14								12	13
2 X 55W PA								11									
1 X 96W PA						12		14								12	
2 X 96W PA								11									

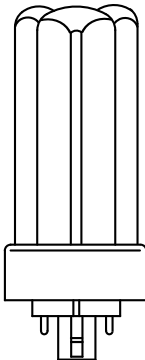
QUAD

1 X 10W	3	2			2					15	2	3	2		2		
2 X 10W		1	1		1		9					1	1	1			9
3 X 10W							8										8
4 X 10W				7			7										7
1 X 13W	3	2								15	2	3	2				
2 X 13W		1			1						1	1	1				
3 X 13W							8										8
4 X 13W							7										7
1 X 18W	3	2			2					15	2	3	2		2		
2 X 18W				1	1		9							1	1		9
3 X 18W				8		8	8									8	8
4 X 18W							7									7	
1 X 26W		3	2	2	14	3		14			3	3	2	3			14
2 X 26W				1	9		9	11						1		9	11
3 X 26W							8									8	
4 X 26W							7									7	
1 X 27W PA				10		10	13	14								10	13
2 X 27W PA								9									

QUAD



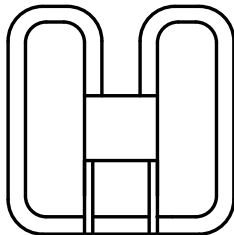
TRIPLE



TRIPLE

1 X 13W	3	2								15	2	3	2				
2 X 13W		1			1						1	1	1				
3 X 13W							8										8
4 X 13W							7										7
1 X 18W	3	2			2					15	2	3	2		2		
2 X 18W				1			9							1			9
3 X 18W				8			8										8
4 X 18W							7									7	
1 X 26W		3	2	2	14	3		14			3	3	2	3			14
2 X 26W					9		9	11								9	11
3 X 26W							8									8	
4 X 26W							7									7	
1 X 32W		3	2	2	14	3	14	14				3	2	3	14	14	
2 X 32W					9		9	11							9	11	
3 X 32W							8								8		
1 X 42W				2	14	3	14	14						2	3	14	14
2 X 42W							9	11							9	11	
3 X 42W							8								8		

2-D



2-D

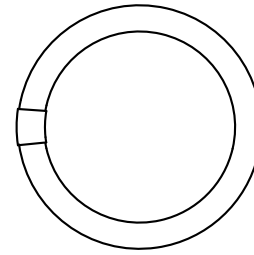
1 X 10W	3	2								15	2	3	2				
2 X 10W		1			1		9				1	1	1				9
3 X 10W							8										8
4 X 10W							7										7
1 X 16W	3	2			2					15	2	3	2		2		
2 X 16W				1			9										9
3 X 16W							8										8
4 X 16W					7		7	7							7	7	
1 X 21W		2			2							2	2				
2 X 21W				1			9							1			9
3 X 21W				8			8	8							8	8	
4 X 21W							7								7		
1 X 28W		3	2	2		2		14			3	3	2	2			14
2 X 28W				1	9		9	11						1		9	11
3 X 28W							8									8	
4 X 28W							7								7		
1 X 38W				2	14	3	14	14						2	3	14	14
2 X 38W							9	11							9	11	
4 X 38W								7									
1 X 55W					12		12	14								12	
2 X 55W								11									

LAMP CHART for WORKHORSE, WHAM AND LONGHORSE

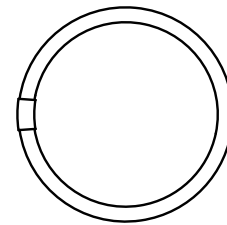
LAMPS	WORKHORSE								WHAM		LONGHORSE							
	WH 1	WH 2	WH 22	WH 3	WH 33	WH 4	WH 5	WH 6	WH 7	WH 8	WM 1	WM 2	LH 1	LH 2	LH 3	LH 4	LH 5	LH 6
CIRCLINE																		
1 X 20W		3	2	2	14	3	14	14			3		3	2	3	14	14	
2 X 20W					9		9	11								9	11	
4 X 20W									7									
1 X 22W		3	2	2	14	3	14	14			3		3	2	3	14	14	
2 X 22W					9		9	11								9	11	
4 X 22W									7									
1 X 32W			3	3	14		14	10						3		14	10	
2 X 32W					11		11									11		
3 X 32W									8									
4 X 32W									7									
1 X 40W				2	14	3	14	10						2	3	14	10	
2 X 40W							9	11								9	11	
4 X 40W									7									
1 X 22+32				1			9	11						1		9	11	
1 X 32+40								11									11	
T5 CIRCLINE																		
1 X 22W		3	2	2	14	3		14			3		3	2	3		14	
2 X 22W					9		9	11								9	11	
3 X 22W					8		8									8		
1 X 40W				2	14	3	14	14						2	3	14	14	
2 X 40W							9	11								9	11	
1 X 55W OS				3	10			12						3			12	
2 X 55W OS							11		9								11	
1 X 22+40				1			9	11						1		9	11	
T2 LINEAR																		
1 X F6	2												2					
2 X F6	1												1					
1 X F8	2												2					
2 X F8	1												1					
1 X F11	2												2					
2 X F11	1												1					
1 X F13	2												2					
2 X F13	1												1					
T5 LINEAR																		
1 X F4	3	2									15	2	3	2				
2 X F4		1			1						1	1		1				
3 X F4								8										8
4 X F4								7										7
1 X F6	3	2									15	2	3	2				
2 X F6		1			1						1	1		1				
3 X F6								8										8
4 X F6								7										7
1 X F8	2	2									15	2	2	2				
2 X F8		1			1						1	1		1				
4 X F8								7										7
1 X F13	3	2									15	2	3	2				
2 X F13		1			1						1	1		1				
3 X F13								8										8
4 X F13								7										7
1 X F14	3	2									15	2	3	2				
2 X F14		1			1						1	1		1				
3 X F14								8										8
4 X F14								7										7
1 X F21	3	2									15	2	3	2				
2 X F21		1			1								1		1			
3 X F21								8										8
4 X F21								7										7
1 X F28	3	2									15	2	3	2				
2 X F28					1												1	
3 X F28								8										8
4 X F28								7										7
1 X F35		2									15		2					
2 X F35					1												1	
3 X F35								8										8
4 X F35								7										7
T5 HO																		
1 X F24 HO		3	2	2	14	3		14					3	2	3		14	
2 X F24 HO					9		9	11							1		9	11
3 X F24 HO								8										8

1. FIND YOUR LAMP TYPE.
2. FIND THE QUANTITY AND WATTAGE OF LAMPS.
3. LOOK ACROSS AND FIND THE BALLAST YOU NEED.
4. THE COLORED NUMBER REPRESENTS WIRING DIAGRAM.


CIRCLINE



T5 CIRCLINE



T2 LINEAR



1/4" DIA

T5 LINEAR



5/8" DIA

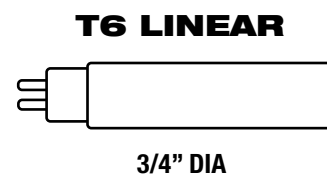
T5 HO



5/8" DIA

LAMP CHART for WORKHORSE, WHAM AND LONGHORSE

LAMPS	WORKHORSE								WHAM		LONGHORSE								
	WH 1	WH 2	WH 22	WH 3	WH 33	WH 4	WH 5	WH 6	WH 7	WH 8	WM 1	WM 2	LH 1	LH 2	LH 3	LH 4	LH 5	LH 6	
4 X F24 HO							7			27								7	
5 X F24 HO										28									
6 X F24 HO										29									
1 X F39 HO				2	14	3	14	14						2	3	14	14		
2 X F39 HO							9	11								9	11		
3 X F39 HO							8			25						8			
4 X F39 HO									7	27									
5 X F39 HO										28									
1 X F54 HO				3	14		14	12		16				3		14	12		
2 X F54 HO							11			22						11			
3 X F54 HO									8	25									
4 X F54 HO									7										
1 X F80 HO							10	12		16						10	12		
2 X F80 HO									9										
T6 LINEAR																			
1 X F42	3	2				2							3	2		2			
2 X F42				1		1		9							1	1		9	
3 X F42								8										8	
4 X F42								7										7	
1 X F64						2										2			
2 X F64						1		9							1		9		
3 X F64								8										8	
T8 LINEAR																			
1 X F13	3	2	2	14	3		14				3		3	2	3			14	
2 X F13				1	9		9	11							1		9	11	
3 X F13					8		8											8	
4 X F13									7	27									
5 X F13										28									
6 X F13										29									
1 X F14	3	2	2	14	3	14	14				3		3	2	3	14	14		
2 X F14					9		9	11								9	11		
3 X F14							8			25						8			
4 X F14									7	27									
5 X F14										28									
6 X F14										29									
1 X F15	3	2	2			3		14			3		3	2	3			14	
2 X F15			1	1	9		9	11							1		9	11	
3 X F15					8		8											8	
4 X F15					7		7											7	
5 X F15										28									
6 X F15										29									
1 X F17	3		2			2					3		3	2	2				
2 X F17			1	1				9							1			9	
3 X F17					8		8											8	
4 X F17					7		7											7	
6 X F17										29									
1 X F18	3	2	2	14	3		14				3		3	2	3			14	
2 X F18					9		9	11									9	11	
3 X F18							8			25							8		
4 X F18										27									
5 X F18										28									
6 X F18										29									
1 X F25	3		2			2					3		3	2	2				
2 X F25			1					9							1			9	
3 X F25							8											8	
4 X F25							7											7	
6 X F25										29									
1 X F30	3	2	2	14	3		14						3	2	3			14	
2 X F30					9		9	11									9	11	
3 X F30							8			25							8		
4 X F30									7	27									
5 X F30										28									
6 X F30										29									
1 X F32	3		2			2							3	2	2				
2 X F32			1					9							1			9	
3 X F32							8											8	
4 X F32							7											7	
6 X F32										29									
1 X F40			2			2									2	2			
2 X F40								9											9



LAMP CHART for WORKHORSE, WHAM AND LONGHORSE

1. FIND YOUR LAMP TYPE.
2. FIND THE QUANTITY AND WATTAGE OF LAMPS.
3. LOOK ACROSS AND FIND THE BALLAST YOU NEED.
4. THE COLORED NUMBER REPRESENTS WIRING DIAGRAM.

LAMPS	WORKHORSE								WHAM		LONGHORSE							
	WH 1	WH 2	WH 22	WH 3	WH 33	WH 4	WH 5	WH 6	WH 7	WH 8	WM 1	WM 2	LH 1	LH 2	LH 3	LH 4	LH 5	LH 6
3 X F40								8										8
1 X F58									10									10
2 X F58							11			22								11
3 X F58										8								
1 X F70								10										10
2 X F70							11			22								11
1 X F72					2											2		
2 X F72					1			9							1			9
3 X F72								8										8
4 X F72								7										7
T8 HO																		
1 X F48 HO				3	14		14	10							3	14	10	
2 X F48 HO							11			22							11	
3 X F48 HO									8	25								
4 X F48 HO									7	27								
1 X F60 HO				3	14		14	10							3	14	10	
2 X F60 HO							11			22							11	
3 X F60 HO									8	25								
4 X F60 HO									7	27								
1 X F72 HO				3	14		14	10							3	14	10	
2 X F72 HO							11			22								
3 X F72 HO									8	25								11
T10 LINEAR																		
1 X F40				3	14	3	14	10							3	3	14	10
2 X F40							11	11		22							11	11
3 X F40									8	25								
4 X F40									7	27								
5 X F40										28								
T10 VHO																		
1 X F48 VHO									12	19								
1 X F60 VHO									12	19								
1 X F72 VHO									12	19								
1 X F96 VHO									12	19								
T12 LINEAR																		
1 X F14		3	2	2	14	3	14	10			3		3	2	3	14	10	
2 X F14					9		9	11								9	11	
3 X F14										25								
4 X F14									7	27								
5 X F14										28								
6 X F14										29								
1 X F15		3	2	2	3		14				3		3	2	3		14	
2 X F15				1	9		9	11						1		9	11	
3 X F15					8		8									8		
4 X F15							7			27						7		
5 X F15										28								
6 X F15										29								
1 X F20		3	2	2	14	3	14	14			3		3	2	3	14	14	
2 X F20					9		9	11								9	11	
3 X F20										25								
4 X F20									7	27								
5 X F20										28								
6 X F20										29								
1 X F24			3		14	3	14	10			3				3	14	10	
2 X F24					11		11	11		22						11	11	
3 X F24									8	25								
4 X F24									7	27								
5 X F24										28								
1 X F25		3	3	14		14	10							3		14	10	
2 X F25					11		11			22						11		
3 X F25									8	25								
4 X F25									7	27								
1 X F30			3	3	14	3	14	10						3	3	14	10	
2 X F30					11		11	11		22						11	11	
3 X F30									8	25								
4 X F30									7	27								
5 X F30										28								
1 X F36				3	14	3	14	10						3	3	14	10	
2 X F36					11		11	11		22						11	11	
3 X F36									8	25								
4 X F36									7	27								

T8 HO




1" DIA

T10 LINEAR



1 1/4" DIA

T10 VHO



1 1/4" DIA

T12 LINEAR



1 1/2" DIA

LAMP CHART for WORKHORSE, WHAM AND LONGHORSE

LAMPS	WORKHORSE								WHAM		LONGHORSE								
	WH 1	WH 2	WH 22	WH 3	WH 33	WH 4	WH 5	WH 6	WH 7	WH 8	WM 1	WM 2	LH 1	LH 2	LH 3	LH 4	LH 5	LH 6	
5 X F36										28									
1 X F40				3	14	3	14	10							3	3	14	10	
2 X F40							11	11		22							11	11	
3 X F40									8	25									
4 X F40									7	27									
5 X F40										28									
1 X F42				3	14	3	14	10							3	3	14	10	
2 X F42							11	11		22							11	11	
3 X F42									8	25									
4 X F42									7	27									
5 X F42										28									
1 X F48				3	1	3	14	10							3	3	14	10	
2 X F48							11	11		22							11	11	
3 X F48									8	25									
4 X F48									7	27									
5 X F48										28									
1 X F60				2	14	3	14	10							2	3	14	10	
2 X F60							11	11		22							11	11	
3 X F60									8	25									
4 X F60									7	27									
1 X F64				2	14	3	14	10							2	3	14	10	
2 X F64							11	11		22							11	11	
3 X F64									8	25									
4 X F64										27									
1 X F72				2	14	3	14	10							2	3	14	10	
2 X F72							11	11		22							11	11	
3 X F72									8	25									
4 X F72										27									
1 X F84				2		3	14	10							2	3	14	10	
2 X F84							11	11		22							11	11	
3 X F84									8	25									
1 X F96							14	10									14	10	
2 X F96							9	11		22							9	11	
3 X F96									8										
T12 HO																			
1 X F18 HO					12		12	13	14								12	13	
2 X F18 HO									11	23									
3 X F18 HO										26									
1 X F24 HO					12		12	13	14								12	13	
2 X F24 HO									11	23									
3 X F24 HO										26									
1 X F30 HO					12		12	13	14								12	13	
2 X F30 HO									11	23									
3 X F30 HO										26									
1 X F36 HO					12		12	13	14								12	13	
2 X F36 HO									11	23									
3 X F36 HO										26									
1 X F42 HO					12		12	13	14								12	13	
2 X F42 HO									11	23									
3 X F42 HO										26									
1 X F48 HO					12		12	13	14								12	13	
2 X F48 HO									11	23									
3 X F48 HO										26									
1 X F60 HO							12	13	14								12	13	
2 X F60 HO									11	23									
3 X F60 HO										26									
1 X F64 HO							12	13	14								12	13	
2 X F64 HO									11	23									
1 X F72 HO							12	13	14								12	13	
2 X F72 HO									11	23									
1 X F84 HO							12	13	14								12	13	
2 X F84 HO									11	23									
1 X F96 HO							12	13	14								12	13	
2 X F96 HO									11	23									
T12 VHO																			
1 X F48 VHO									12	19									
1 X F60 VHO									12	19									
1 X F72 VHO									12	19									
1 X F96 VHO									12	19									

