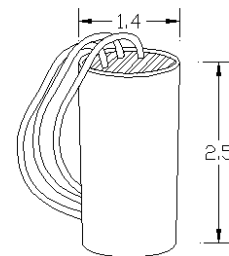
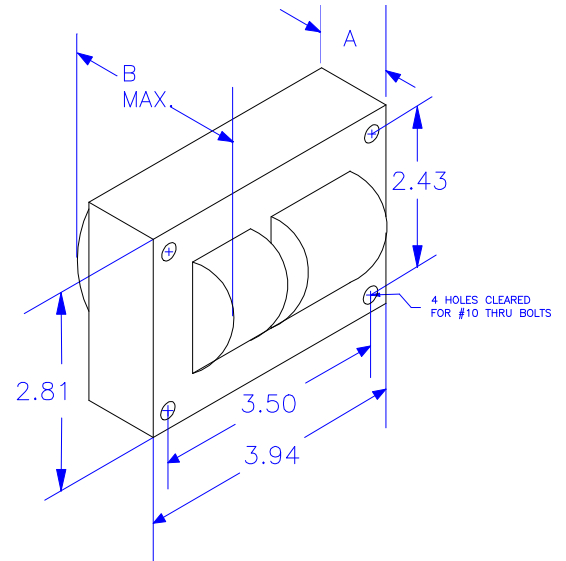
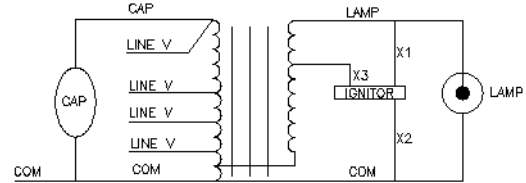




Input Volts		120	208	240	277
Circuit Type	HX-HPF				
Power Factor	>0.90 w/ Cap				
Regulation					
Line Volts	± 5 %				
Lamp Watts	-10 % + 10 %				
Line Current (Amps)					
Operating		1.15	0.66	0.58	0.50
Open Circuit		2.76	1.43	1.38	1.19
Starting		0.91	0.39	0.52	0.38
Recommended Fuse		6	4	3	3
UL Temperature Ratings					
Insulation Class	H (180°C)				
Coil Temperature Code	B	B	B	B	B
Benchtop Coil Rise Primary	< 80	< 80	< 80	< 80	< 80
Benchtop Coil Rise Secondary	< 80	< 80	< 80	< 80	< 80
Input Watts		129	129	129	129
NOM Open Circuit Volts	270				
Current Crest Factor	1.57				
Input Voltage at Lamp Dropout		78	135	156	180
Min Ambient Starting Temp.	-20F -30°C				
High Potential Test (Volts)					
1 Minute	1650				
1 Second	2000				
Open Circuit Voltage Test (Volts)					
Open Circuit Voltage	240 - 300				
Input Current	min	2.00	1.10	0.95	0.85
	max	3.00	1.75	1.50	1.30
Short Circuit Current Test (Amps)					
Secondary Current	1.3 - 1.8				
Input Current	min	1.00	0.60	0.50	0.40
	max	1.70	1.00	0.80	0.70
Core and Coil Specifications					
Dimension A"	1.50				
Dimension B"	2.90				
Weight (lbs.)	5.5				
Lead Lengths (in)	12				
Capacitor Specifications					
Microfarads	12				
Volts (min.)	280				
	Oval OIL Filled	DRY Film			
Case Size (in.)	1.25	1.5			
Height (in.)	3.13	2.75			
Temp Rating °C	90	100			
Starter Specifications					
Model Number	ST1001				
BTL	20				
Temp Rating °C	105				

Wiring Diagram



Starter Case Drawing

1090-912001-001

Rev. Date: 10/23/08

Test Ref.: Verification

Specifications subject to change without notice.

Howard Industries, Inc. Ballast Products Division P.O. Box 1590 Laurel, MS 39441
Phone: 1-800-956-3456 Fax: (601) 422-1652 www.howard-ballast.com