



# Cold Cathode Lamp Specifications

## Globe Shaped Cold Cathode Lamps

- 25,000 Hours average rated life

Item #	Wattage	Description	Lamp Shape	M.O.L. (inches)	Diameter (inches)	Initial Lumens	Base Type
8G2003CL	3	Cold Cathode G20, Clear	G20	4.0	2.5	120	E26
8G2003WH	3	Cold Cathode G20, White	G20	4.0	2.5	120	E26
8G2503CL	3	Cold Cathode G25, Clear	G25	4.8	3.1	120	E26
8G2503WH	3	Cold Cathode G25, White	G25	4.8	3.1	120	E26
8G2505CL	5	Cold Cathode G25, Clear	G25	4.8	3.1	200	E26
8G2505WH	5	Cold Cathode G25, White	G25	4.8	3.1	200	E26
8G2508CL	8	Cold Cathode G25, Clear	G25	4.8	3.1	300	E26
8G2508WH	8	Cold Cathode G25, White	G25	4.8	3.1	300	E26
8G3008CL	8	Cold Cathode G30, Clear	G30	5.5	3.7	300	E26
8G3008WH	8	Cold Cathode G30, White	G30	5.5	3.7	300	E26

### Applications

- Replaces Incandescent for decorative and porte-cocherés.
- Frequent start applications such as signs requiring rapid flashing.

### Special Application Options (ordering suffix)

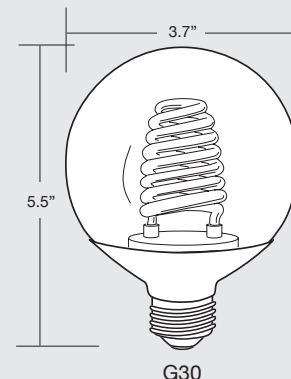
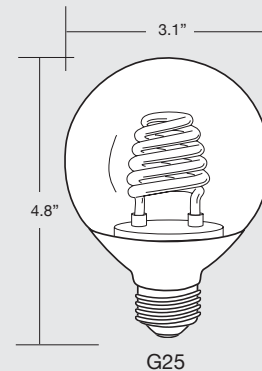
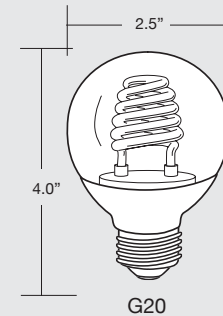
- 4100K (41K)
- Bulk Packed (BULK100)
- Tip Base (PERM)
- Silver Bowl (SB)

### Features and Benefits

- Long life: 25,000 hours.
- Cold Cathode lamps are excellent for dimming and rapid cycling applications.
- Special phosphor coating procedure provides excellent color consistency.
- Color coating is resistant to fading and the effects of UV.
- Replaces 15W to 40W incandescent lamps, saving up to 25 watts/bulb.
- UL listed, product suitable for indoor or outdoor use.
- Available in E26 or Candelabra base.

### Specifications (at full brightness)

Ballast Type	Electronic
Input Line Voltage	120VAC
Input Line Frequency	50/60HZ
Lamp Life (rated)	25,000 Hours
Color Temperature	2700K or 4100K
Color Rendering Index	82
Minimum Starting Temperature	-20 ° F
Maximum Operating Temperature	160 ° F
U.L. / C.U.L. Listed	Yes - E149698
FCC Compliance	Part 18, Subpart C
Lamp Operating Frequency	45 KHZ
Lamp Current Crest Factor	< 1.60
Power Factor	> .90
Total Harmonic Distortion	< 33%



**2 YEAR**  
WARRANTY