

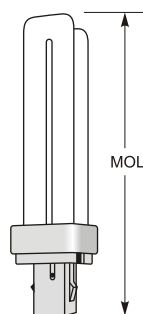
COMPACT FLUORESCENT LAMPS - PL

Energy Efficient
Average Life 10,000 Hours

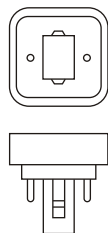
Watts	Item code	Description	Base	Luminous Flux		Dimensions		Color Temp (K)	Case Qty.
				Initial (lm)	Mean (lm)	MOL (in)	Avg. Life (Hours)		
Double Tube 2-Pin G23-2 Base									
9	F00912205201	PL9W/2U/2P/827	G23-2	525	475	4.33	10000	2700	50
9	F00912205301	PL9W/2U/2P/835	G23-2	525	475	4.33	10000	3500	50
9	F00912205401	PL9W/2U/2P/841	G23-2	525	475	4.33	10000	4100	50
*9	F00912205601	PL9W/2U/2P/865	G23-2	500	450	4.33	10000	6500	50
Double Tube 2-Pin GX23-2 Base									
13	F01312206201	PL13W/2U/2P/827	GX23-2	780	700	4.72	10000	2700	50
13	F01312206301	PL13W/2U/2P/835	GX23-2	780	700	4.72	10000	3500	50
13	F01312206401	PL13W/2U/2P/841	GX23-2	780	700	4.72	10000	4100	50
*13	F01312206601	PL13W/2U/2P/865	GX23-2	740	670	4.72	10000	6500	50
Double Tube 2-Pin G24d-2 Base									
18	F01812207201	PL18W/2U/2P/827	G24d-2	1200	1080	6.06	10000	2700	50
18	F01812207301	PL18W/2U/2P/835	G24d-2	1200	1080	6.06	10000	3500	50
18	F01812207401	PL18W/2U/2P/841	G24d-2	1200	1080	6.06	10000	4100	50
*18	F01812207601	PL18W/2U/2P/865	G24d-2	1140	1030	6.06	10000	6500	50
Double Tube 2-Pin G24d-3 Base									
26	F02612208201	PL26W/2U/2P/827	G24d-3	1800	1620	6.89	10000	2700	50
26	F02612208301	PL26W/2U/2P/835	G24d-3	1800	1620	6.89	10000	3500	50
26	F02612208401	PL26W/2U/2P/841	G24d-3	1800	1620	6.89	10000	4100	50
*26	F00612208601	PL26W/2U/2P/865	G24d-3	1710	1540	6.89	10000	6500	50

* Items only available for special orders

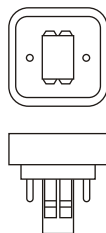
All measurements are shown in inches unless noted
Manage in Accordance with Disposal Laws
See: www.htr-group.com or 1-888-537-4874



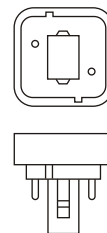
2-Pin Base



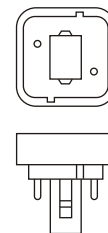
G23-2



GX23-2



G24d-2



G24d-3